


Mapping the information processing pathways of the cortex: challenges and opportunities

Andrew Thwaites¹, Eric Wieser², Andrew Soltan³, Ian Nimmo-Smith⁴, William D. Marslen-Wilson¹

¹Psychology Department ²Department of Engineering ³Department of Pathology ⁴MRC-CBSU

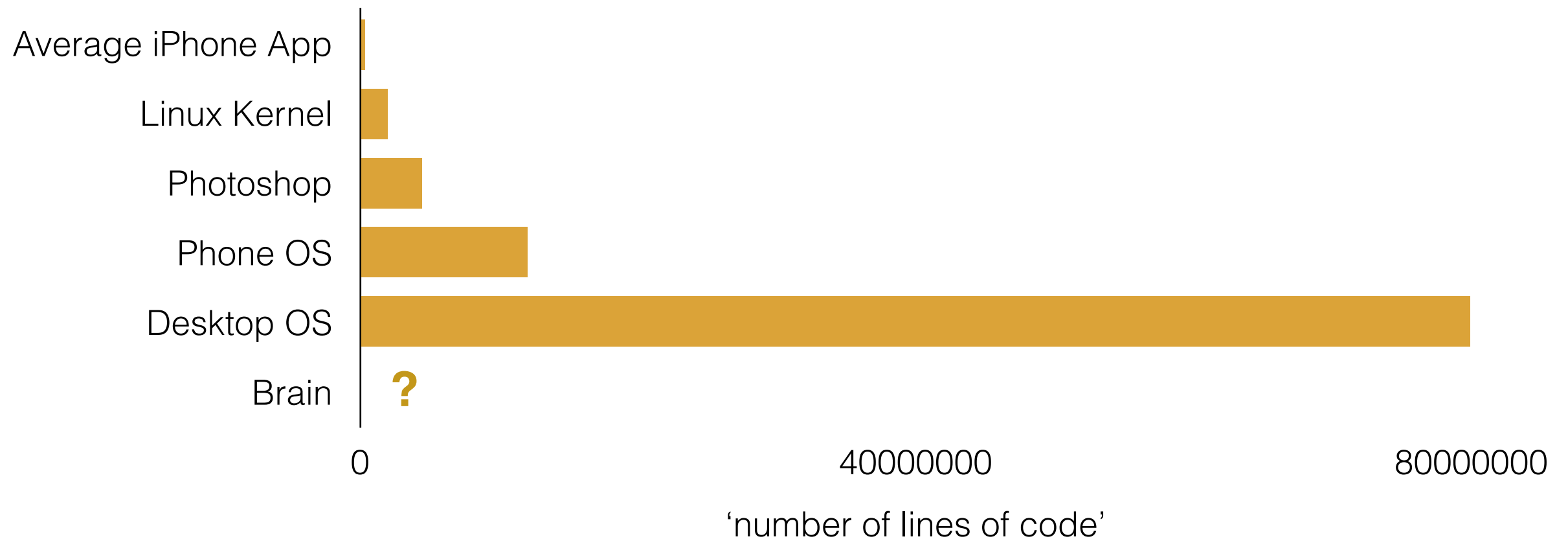
How does a computer work?

?



- This 'map', if it was comprehensive enough, would tell us a lot about about a computer's processing and structure.
- We call these maps the *information processing pathways* of the computer.

Complexity



Kymata

www.kymata-atlas.org

Challenges

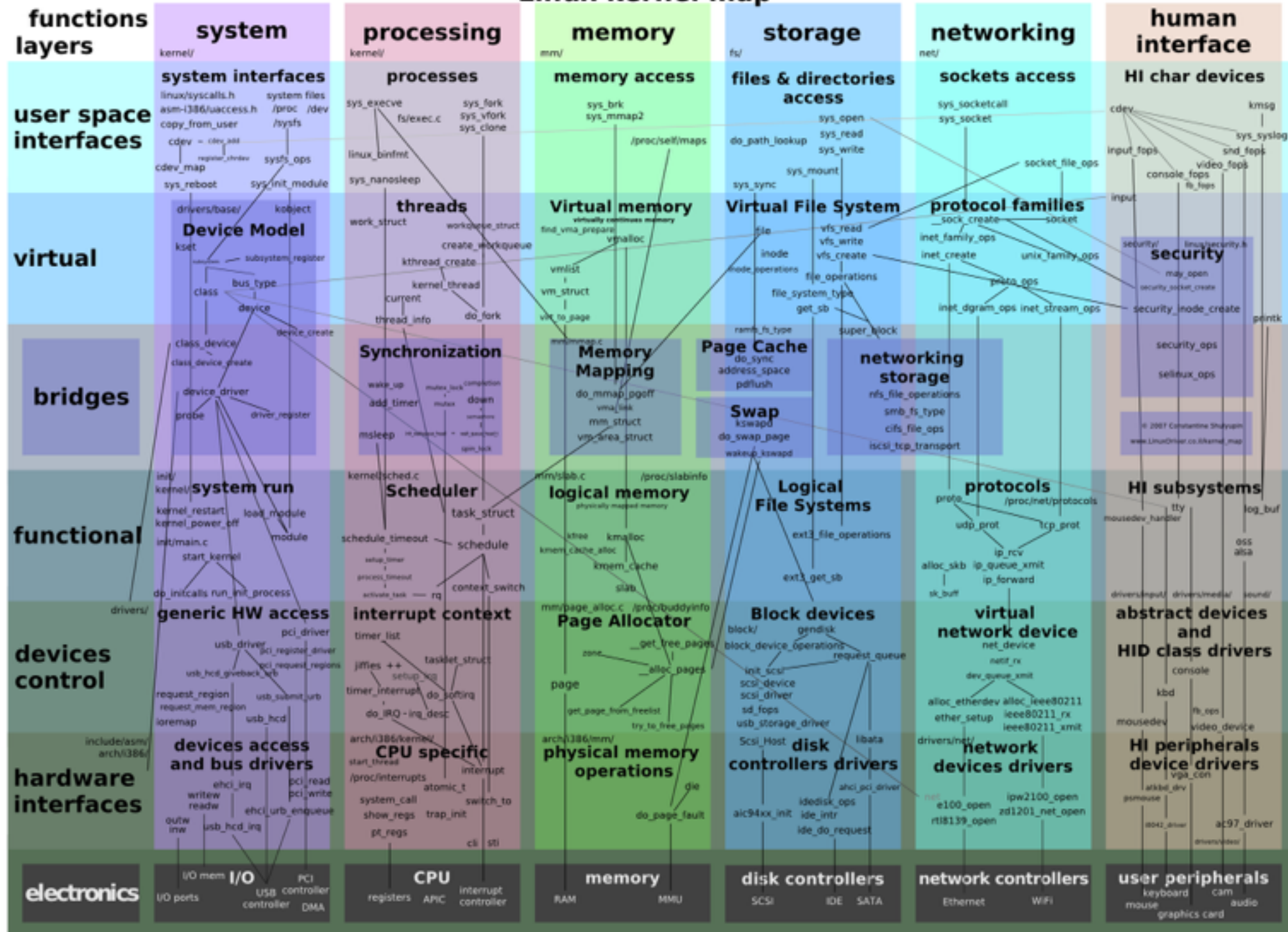
1. Volume

...tens of thousands of arrows,
plus accompanying metadata.

Challenges

2. Lack of structure

Linux kernel map



Challenges

3. Dimensionality

It is often difficult to show more than three dimensions on paper (two spatial dimensions, plus colour)

We have five major dimensions to display: the 3D brain surface (3), time and 'evidence'.

Sharing

1. **Permalinks**

(e.g. <https://kymata-atlas.org/index.html#68RA6>)

Primary 'reference' mechanism for sharing communication channels (email, Twitter, Facebook etc).

Allows users to share views, pathways, settings, regions of interest etc.

2. **Application Programming Interfaces [APIs]**

(e.g. <https://kymata-atlas.org/api/functions/68RA6>)

Allows third parties to access raw data.

Some useful open-source Javascript libraries

- d3js (<http://d3js.org>)

Interactive graphs

- threejs (<http://threejs.org>)

Interactive 3D

Both HTML5 compatible